

# MILLIMETERS



# GRAPH TECH QUICK SIZING GUIDE

Use this guide to determine the size of your current parts to assist you in finding a correct replacement.  
 For a complete listing of over 300 nuts, saddles and bridge pins, please visit our website at [www.graphtech.com](http://www.graphtech.com)  
 Products illustrated are actual size.

# INCHES



**IMPORTANT NOTE!**  
 To ensure accurate printing, please print in Adobe Acrobat Reader, set your printer settings to 100%, and make sure no special printing options are selected.

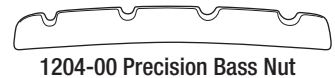
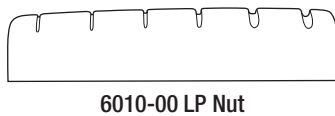
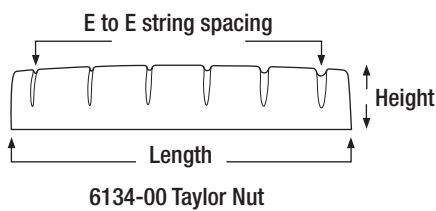
**UNDERSTANDING GRAPH TECH PART NUMBERS**

P
S
 - 8
0
0
0
0

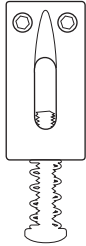
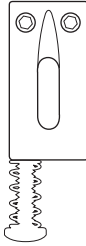



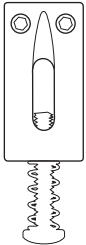
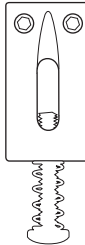
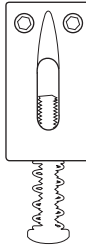


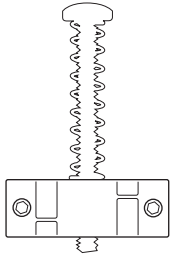
Packaged (P) or Bulk (B)      Part Number  
 Brand: Q=TUSQ®; S=String Saver™; T= Black TUSQ® XL; G=String Saver™ Classic Steel  
 N=GHOST e.g. PS-8000-00 = Packaged String Saver Saddles for Import Strat

## ACOUSTIC, ELECTRIC & BASS NUTS

To size a nut, measure length, width, height, and the E to E string spacing



## ELECTRIC SADDLES


 <b>8220-00</b> P.R.S.	 <b>8001-00</b> Offset Strat	 <b>8615-00</b> ESP/Schecter	 <b>8633-00</b> Epi/Ibanez	 <b>8500-00</b> Nashville
 <b>8000-00</b> Import Strat	 <b>8000-F0</b> Vintage Strat	 <b>8100-00</b> Vintage Tele	 <b>8400-00</b> Gibson ABR-01	 <b>8600-00</b> Gotoh
				 <b>8163-00</b> Tele 3-piece

## BRIDGE PINS

To size bridge pins, measure the diameter at the top of the shank, just below the collar.


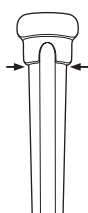
### Traditional Style

.2020in/5.14mm




### Presentation Style

.1940in/4.93mm



## BASS SADDLES



**8304-00**  
P/J Bass Saddle